

Adjusta: cabinet range

Base Units

Doors can be hinged on the left or right – please specify when ordering. Unit height is 630mm excluding worktop.

* Carousel trays are available as an optional extra on the 1125mm corner unit.



Full height door & one fixed shelf



Full height door & one fixed shelf



Full height door & one fixed shelf



Full height door & one fixed shelf



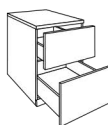
Corner base unit*
Full height door & one fixed shelf

Length (mm)	300	400	500	600	1125
Width (mm)	600	600	600	600	625
Capacity (m ³)	0.08m ³	0.11m ³	0.14m ³	0.17m ³	0.29m ³
Unit Code	636	646	656	666	6106EF56

Base Drawer Units

Unit height is 630mm excluding worktop.

Mobile storage unit is 610mm height including the wheels.



Two deep drawers



Two deep drawers



Four shallow drawers & one pull-out work surface (500 x 600mm)



Four shallow drawers & one pull-out work surface (600 x 600mm)



Mobile storage unit with three easy clean shelves

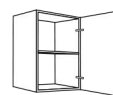
Length (mm)	500	600	500	600	600
Width (mm)	600	600	600	600	625
Capacity (m ³)	0.14m ³	0.17m ³	0.14m ³	0.17m ³	0.29m ³
Unit Code	656MD	666MD	656MDP	666MDP	666T

Wall Units

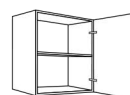
Doors can be hinged on the left or right – please specify when ordering. Unit height is 600mm.



One position shelf



One position shelf



One position shelf



One position shelf

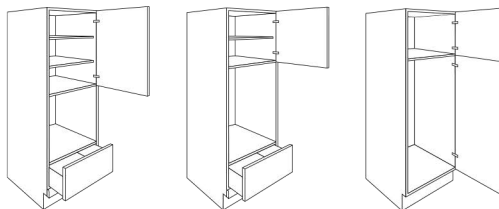


One position shelf

Length (mm)	300	400	500	600	625
Width (mm)	300	300	300	300	325
Capacity (m ³)	0.04m ³	0.05m ³	0.07m ³	0.08m ³	0.08m ³
Unit Code	633AJ	643AJ	653AJ	663AJ	663E3AJ

Appliance Housings

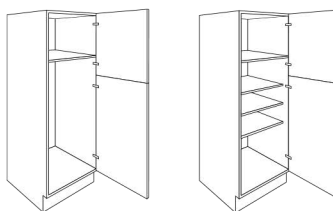
Doors can be hinged on the left or right – please specify when ordering. Ventilated housings are available to accommodate most leading brands of built-in ovens, refrigerators and freezers. The manufacturer's name and model number of the appliance must be specified when ordering. Unit height is 1975mm.



Aperture (mm)	600	895	1509
Length (mm)	600	600	600
Width (mm)	600	600	600
Capacity (m ³)	0.30m ³	0.22m ³	0.11m ³
Unit Code	2066H30	2066H31	2066H32

Broom & Larder Units

Doors can be hinged on the left or right – please specify when ordering. Unit height is 1975mm.



Length (mm)	600	600
Width (mm)	600	600
Capacity (m ³)	0.56m ³	0.56m ³
Unit Code	2066B	2066L

Ordering Information

Please ensure the following are stated on orders and quotation requests:

1. Frontage option and colour choice.
2. Base and Tall Units – code and door handings (LHH or RHH).
3. Wall Units – code and door handings (LHH or RHH).
4. Base and Wall Corner Units – code and blank handings (LHB or RHB).
5. Oven Housings – code and door handings (LHH or RHH). Please state manufacturer's name and model number of appliance to be fitted.
6. Worktops – state sizes, thickness and colour choice (see worktop section for full availability).
7. Base Unit Support System - either i) Adjusta hanging brackets, or ii) chrome legs. Please note that for both options these items must be priced for and ordered additional to the units.
8. Worktop Support Brackets – to be used in conjunction with Adjusta hanging brackets.
9. Accessories e.g. pull-out worksurface, sink and taps, cornice and pelmet.
10. Drawer box option – Metabox.